

# Alexandria Museum of Art

WHAT TO EXPECT DURING YOUR VISIT TO THE MUSEUM



933 Second Street, Alexandria, LA 71301  
[www.themuseum.org](http://www.themuseum.org) 318-443-3458

## ENTERING THE MUSEUM

I am going to the Alexandria Museum of Art.  
When I arrive, I will enter the building through the silver doors between  
the big silver columns.



When I enter, I will see the Visitors Services desk.  
This is where I will sign in, pay admission (if not FAMDay) or ask questions.



## GETTING AROUND THE MUSEUM

The museum has three levels. The first floor is where you find galleries and art.  
The second floor is all offices and visitors are not permitted on this floor.  
The third floor is more galleries and art.

I can use the elevator or stairs to get to the third floor.





In the elevator, I will push button 3 to go to the third floor.  
The door will close and the elevator will take me up.





## ON THE FIRST FLOOR

The restrooms are on the first floor.



The gift shop is on the first floor. There are many original works of art for sale.



There are two small galleries on the first floor.  
One is called the Clementine Hunter Café.  
There are tables and chairs where you can rest and look at the artwork on the walls.



The second small gallery is called the Media Room.  
There may be tables and chairs in place for meetings and classes.

Sometimes the curtain is closed.



## FIRST FLOOR GALLERY


There is a very large gallery on the first floor.  
I may see a person in the gallery who is there to keep the art safe.





## FIRST FLOOR GALLERY

In the galleries I will see many works of art on the wall.  
With my eyes, I can see colors, shapes animals, objects, buildings, and people.  
With my mind, I can make up a story about what I see.




This is how I will look at a piece of art:

- I will walk up to the art and stop two steps away from it.
- If I am too close, I will take two steps back from the art.
- I will use my eyes, but not my hands to look at the art.
- I can fold my hands, cross my arms or hold my hands behind my back while looking at the art.

Hands and fingers should never touch the art.

There is a smaller room in the gallery where I will find a learning center.



At the learning center, I can look, touch, think, draw, build and learn about the elements of art.

Communication cards are also available for use during my visit. I will return the cards to the front desk when I am finished.



## THIRD FLOOR GALLERIES

After I get off the elevator, I will be on the third floor.  
There is lots of art in two galleries.



I can also see the Red River through the window.



To look at the art:

- I will stay two steps away from the art.
- I will use my eyes, but not my hands to look at the art.
- I can fold my hands, cross my arms or hold my hands behind my back while looking at the art.

The second gallery on the third floor is called the Overlook.  
There is more art in here.



To look at the art:

- I will stay two steps away from the art.
- I will use my eyes, but not my hands to look at the art.
- I can fold my hands, cross my arms or hold my hands behind my back while looking at the art.

## TAKING A BREAK

If I need a break or want to go home, I will tell the adult I am with.

I need to rest and  
want to take a break.



I'm ready  
to go home.

If I need to rest, I can take a break in the café.



I can also rest on the benches and sofas in the galleries.



## EXITING THE MUSEUM

When I am ready to leave, I will go back to the first floor to exit through the front doors.



Did you like coming to the museum?

yes



I don't know



no

